



Count on it.

WORKMAN® GTX

ACCESSORY GUIDE

Workman GTX Series Utility Vehicles

Using a combination of comfort, utility, and control, the Workman GTX was designed to be adaptable for any task. Hundreds of configuration options are available to meet your needs on both the gas and electric GTX models.




Configurations



Extension Kit

- Transform's the GTX into a true 4 seat people mover
- Does not include seat kit



Flatbed

- Available in 4-foot (122 cm) and 6-foot (183 cm) lengths
- Wood siding not included



Bench Seat Kit

- Featuring Elastomeric Vibration Control (EVC) to improve comfort, the deluxe bench seat is available as an alternative to the standard bucket seats



Bucket Seat Kit

- Standard seat

Cab and Canopy



Canopy

- Protects operators and passengers from the sun and rain
- 2-seat does not fit with 6-foot (183 cm) flat bed
- 4-seat requires extension kit



ROPS Certified Cab

- For 2-seat configuration only
- Door kit also available



Windshield For Canopy

- Quick and easy to fold down to allow air flow and enhance operator comfort

Photo Currently Unavailable

48 to 12-Volt Converter


- Required with cab Washer Bottle
- Requires Heavy-Duty Spring Kit
- Recommended when using multiple front attachments or accessories
- Comes with cab and extension kits

©2016 The Toro Company.
All rights reserved.
8111 Lyndale Ave. S.
Bloomington, MN 55420-1196
Rev. 9/16

Specifications subject to change.
Please contact your Toro distributor for details.

Workman® GTX Accessories

Attachments



Under Hood Storage Kit

- Provides easily accessible storage space inside the front of the vehicle



Brush Guard

- Protects against damage to front body and headlights



Front Receiver for Brush Guard

- Requires brush guard



Front Receiver Without Brush Guard

- Provides attachment point for front of the vehicle



Trash Can Mount

- Designed for 32-gallon cans
- Can be mounted on front of vehicle with front receiver

Optional Tire



Walk Spreader Mount and Ramps

- Designed to accommodate 2-wheel (capacity?) walk spreaders
- Can be mounted on front of vehicle with front receiver



Hose Reel Mount

- Designed for Reel Craft, Cox Reels or similar models
- Can be mounted on front of vehicle with front receiver



Ram Mount Ball

- Includes mounting ball only



Class 1 Draw Bar Kit

- Included on base traction units



ATV Tire Kit

- Set of four tires and rims

Bed Accessories



Bed Racking

- Save space by securing everyday items, like rakes and shovels, to the bed-mounted racking system.
- Rubber mounting clamps not included




L-Track Kit

- Fits locations on poly bed
- Available in 4" (10.2 cm) and 6" (15.2 cm) sizes
- Includes four tracks, four rings and hardware



Electric Lift Kit

- Raises and lowers the bed efficiently within the payload capacity




12-Volt Power Point Kit

- 5 amp max output
- Greater than 5 amps requires 48 to 12 volt converter

Spark Arrestor Kit

Seat Cover

- Fits bucket seats only



HD Spring Kit

- Recommended when installing multiple front accessories

Battery Watering Hand Pump

- For electric model only